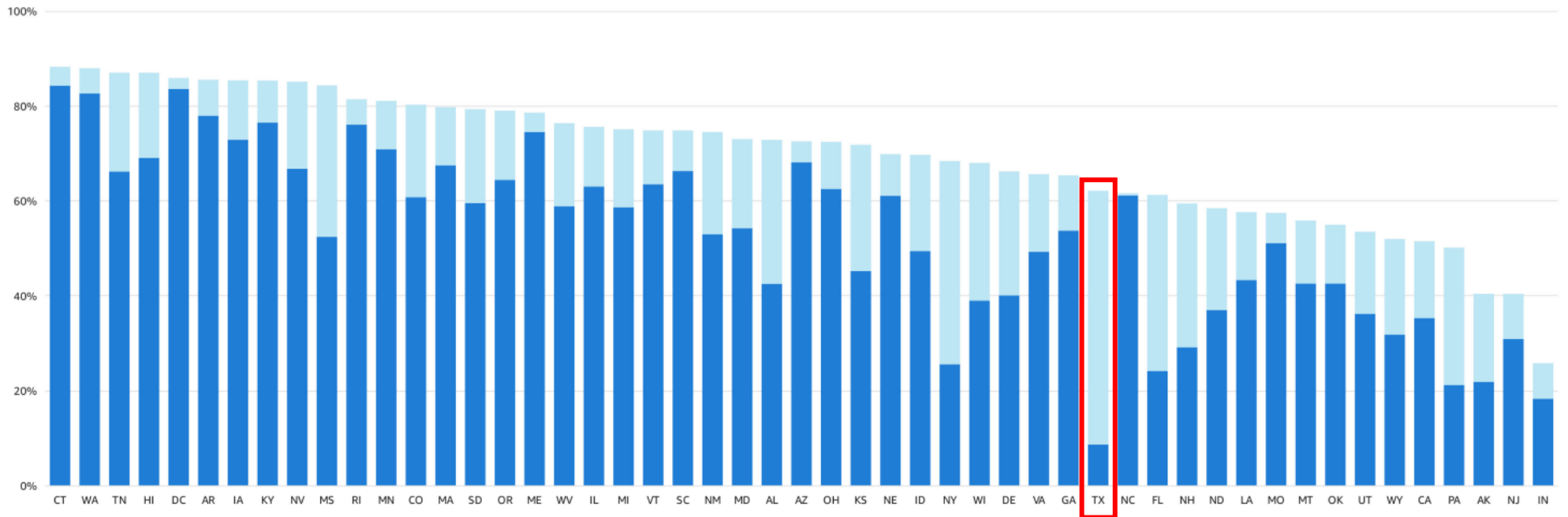




The Enrollment Coalition

In January 2026, there were more than 4 million people in **Texas** enrolled in Medicaid and CHIP, of which 283,176 were due for eligibility redetermination. Of the individuals due for redetermination, 62 percent had their coverage successfully renewed, 30 percent were disenrolled, and 7 percent had their renewals pending at the end of the month.

January 2026	National	Texas
Renewed on an <i>ex parte</i> basis	47%	9%
Disenrolled for procedural reasons	15%	19%
Call Center Wait Times	N/A	4 minutes



Source: [January 2026 Medicaid/CHIP Eligibility Operations & Enrollment Snapshot](#)

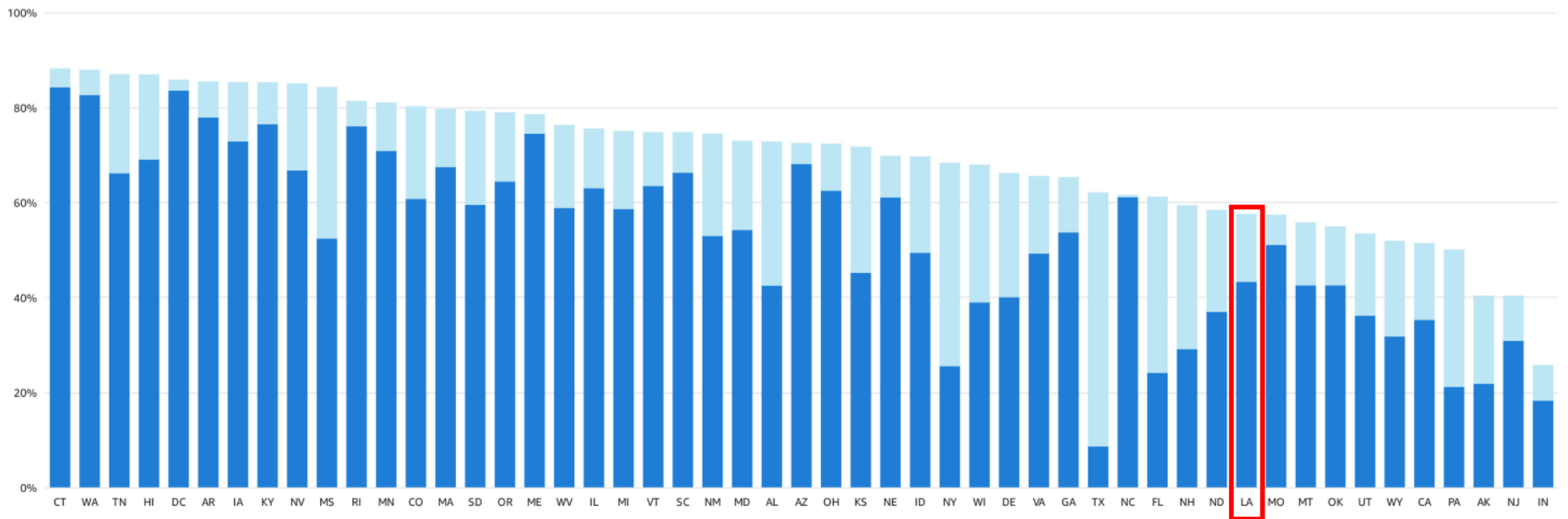
■ Renewed on *Ex Parte* Basis ■ Renewed Based on Form



The Enrollment Coalition

In January 2026, there were more than 1.3 million people in **Louisiana** enrolled in Medicaid and CHIP, of which 90,934 were due for eligibility redetermination. Of the individuals due for redetermination, 58 percent had their coverage successfully renewed, 27 percent were disenrolled, and 15 percent had their renewals pending at the end of the month.

January 2026	National	Louisiana
Renewed on an <i>ex parte</i> basis	47%	43%
Disenrolled for procedural reasons	15%	24%
Call Center Wait Times	N/A	5 minutes



Source: [January 2026 Medicaid/CHIP Eligibility Operations & Enrollment Snapshot](#)

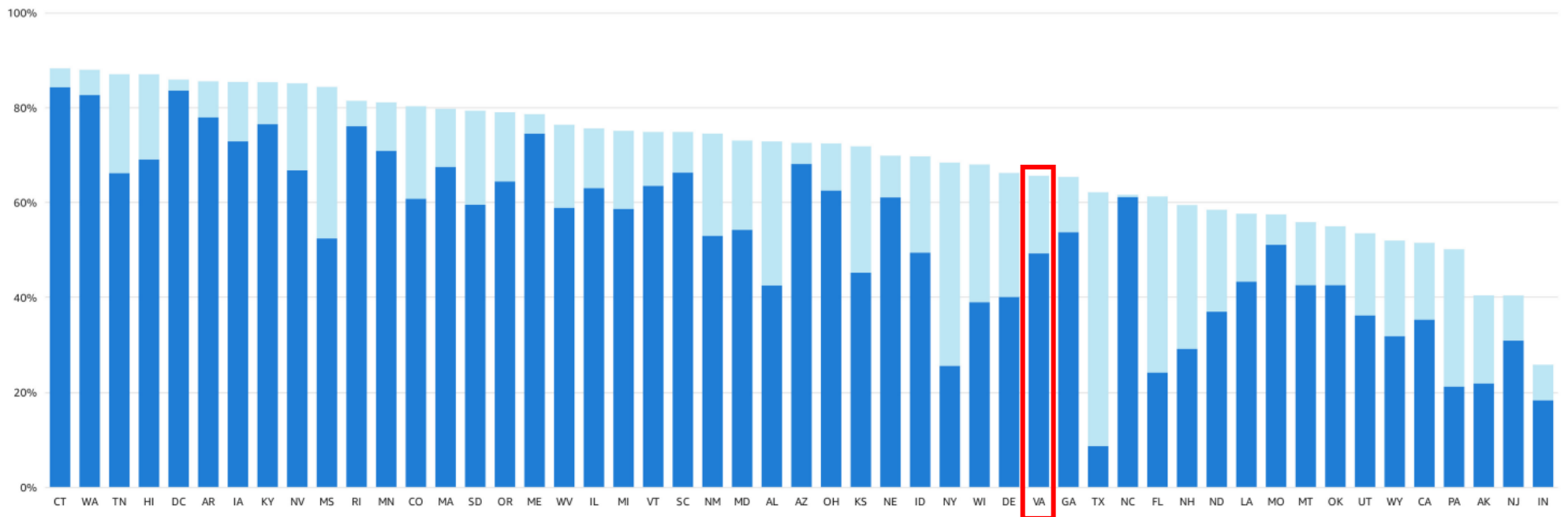
■ Renewed on *Ex Parte* Basis ■ Renewed Based on Form



The Enrollment Coalition

In January 2026, there were more than 1.6 million people in **Virginia** enrolled in Medicaid and CHIP, of which 137,990 were due for eligibility redetermination. Of the individuals due for redetermination, 66 percent had their coverage successfully renewed, 15 percent were disenrolled, and 20 percent had their renewals pending at the end of the month.

January 2026	National	Virginia
Renewed on an <i>ex parte</i> basis	47%	49%
Disenrolled for procedural reasons	15%	11%
Call Center Wait Times	N/A	0 minutes



Source: [January 2026 Medicaid/CHIP Eligibility Operations & Enrollment Snapshot](#)

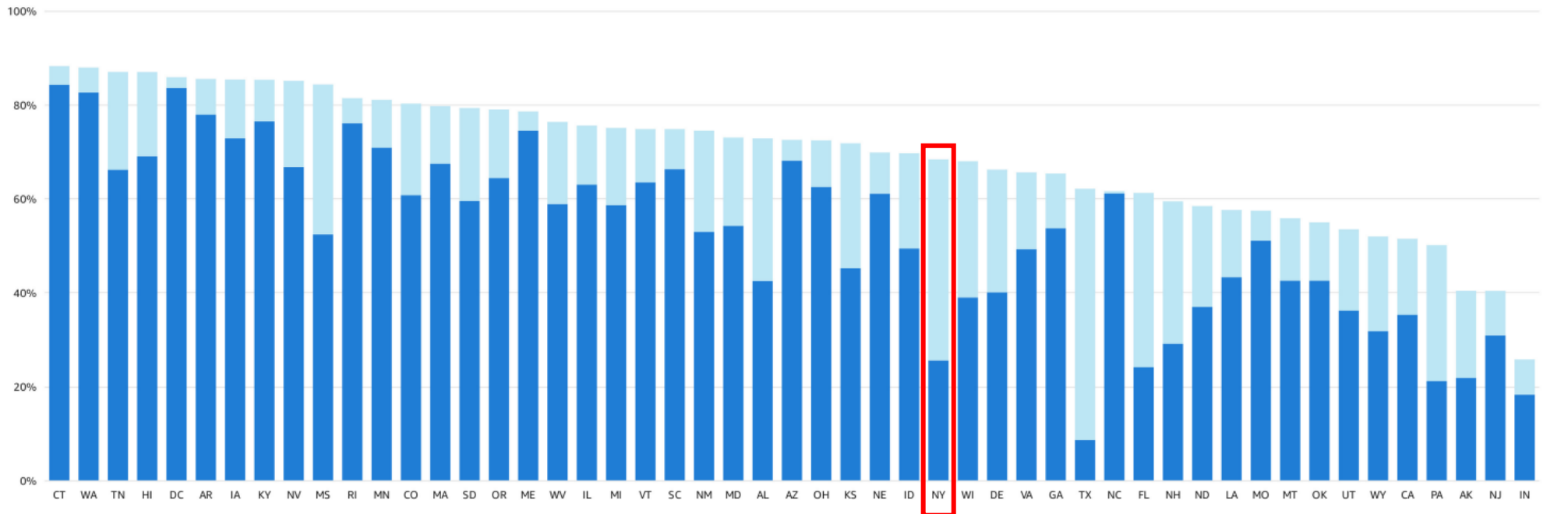
■ Renewed on *Ex Parte* Basis ■ Renewed Based on Form



The Enrollment Coalition

In January 2026, there were more than 6.4 million people in **New York** enrolled in Medicaid and CHIP, of which 413,108 were due for eligibility redetermination. Of the individuals due for redetermination, 68 percent had their coverage successfully renewed, 30 percent were disenrolled, and 2 percent had their renewals pending at the end of the month.

January 2026	National	New York
Renewed on an <i>ex parte</i> basis	47%	26%
Disenrolled for procedural reasons	15%	21%
Call Center Wait Times	N/A	4 minutes



Source: [January 2026 Medicaid/CHIP Eligibility Operations & Enrollment Snapshot](#)

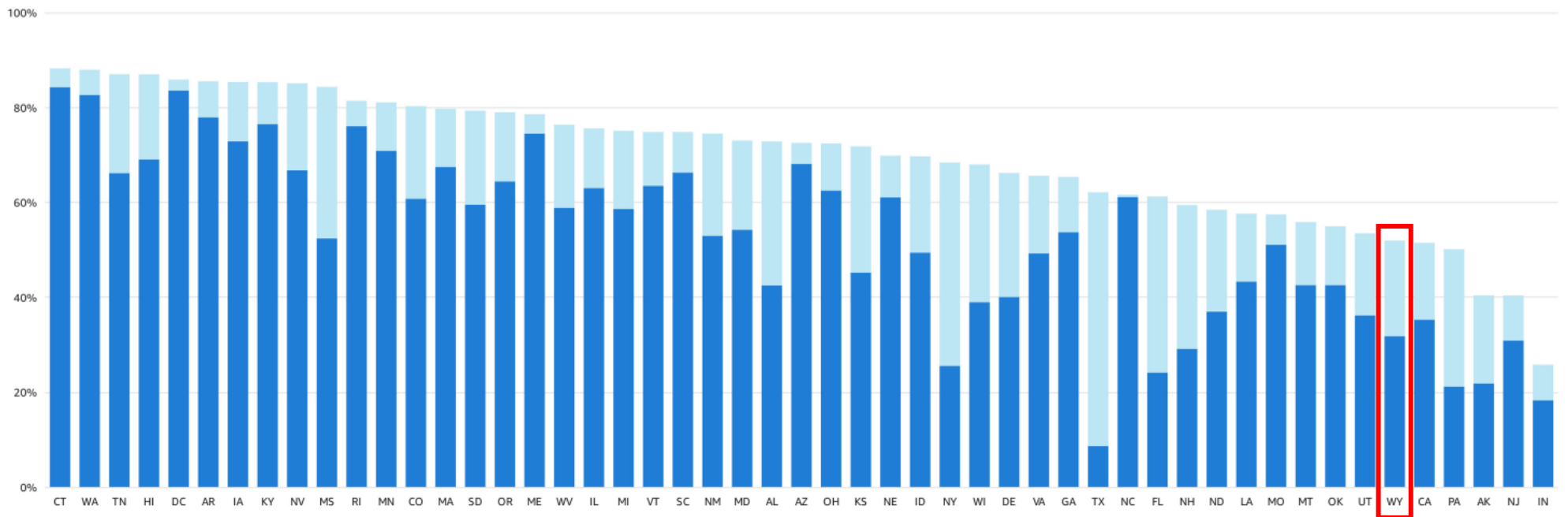
■ Renewed on *Ex Parte* Basis ■ Renewed Based on Form



The Enrollment Coalition

In January 2026, there were more than 59,000 people in **Wyoming** enrolled in Medicaid and CHIP, of which 5,411 were due for eligibility redetermination. Of the individuals due for redetermination, 52 percent had their coverage successfully renewed, 24 percent were disenrolled, and 24 percent had their renewals pending at the end of the month.

January 2026	National	Wyoming
Renewed on an <i>ex parte</i> basis	47%	32%
Disenrolled for procedural reasons	15%	18%
Call Center Wait Times	N/A	1 minutes



Source: [January 2026 Medicaid/CHIP Eligibility Operations & Enrollment Snapshot](#)

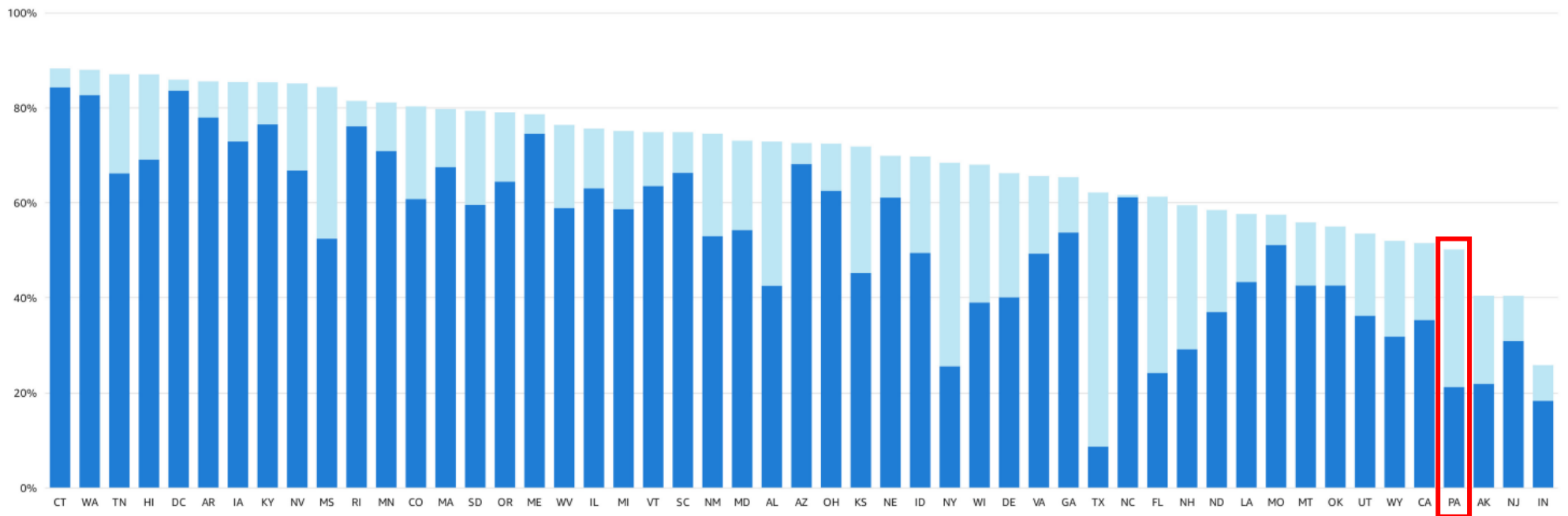
■ Renewed on *Ex Parte* Basis
 ■ Renewed Based on Form



The Enrollment Coalition

In January 2026, there were more than 2.9 million people in **Pennsylvania** enrolled in Medicaid and CHIP, of which 215,474 were due for eligibility redetermination. Of the individuals due for redetermination, 50 percent had their coverage successfully renewed, 11 percent were disenrolled, and 39 percent had their renewals pending at the end of the month.

January 2026	National	Pennsylvania
Renewed on an <i>ex parte</i> basis	47%	21%
Disenrolled for procedural reasons	15%	4%
Call Center Wait Times	N/A	28 minutes



Source: [January 2026 Medicaid/CHIP Eligibility Operations & Enrollment Snapshot](#)

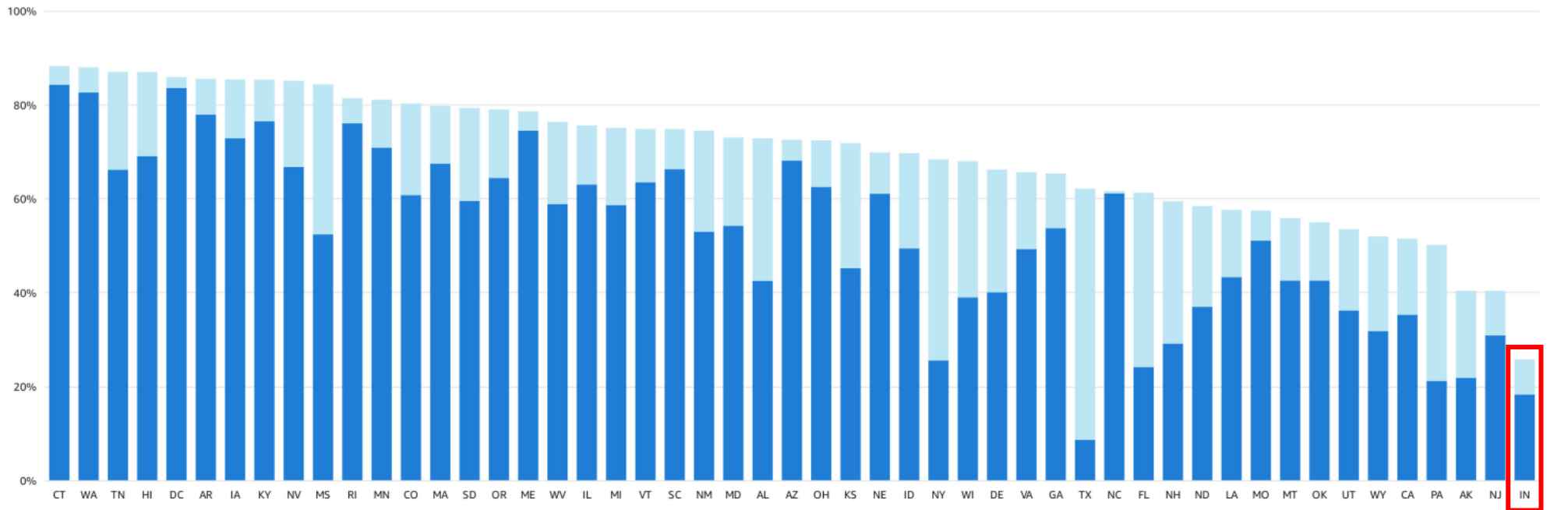
■ Renewed on *Ex Parte* Basis
 ■ Renewed Based on Form



The Enrollment Coalition

In January 2026, there were more than 1.4 million people in **Indiana** enrolled in Medicaid and CHIP, of which 108,259 were due for eligibility redetermination. Of the individuals due for redetermination, 26 percent had their coverage successfully renewed, 47 percent were disenrolled, and 28 percent had their renewals pending at the end of the month.

January 2026	National	Indiana
Renewed on an <i>ex parte</i> basis	47%	18%
Disenrolled for procedural reasons	15%	46%
Call Center Wait Times	N/A	16 minutes



Source: [January 2026 Medicaid/CHIP Eligibility Operations & Enrollment Snapshot](#)

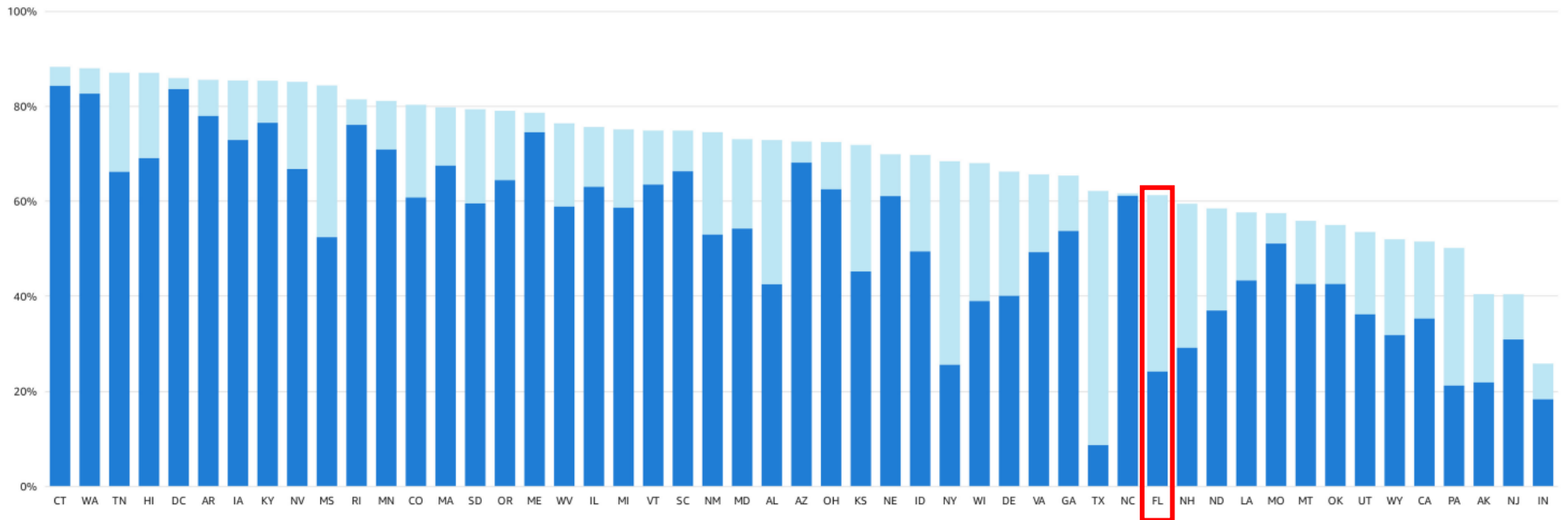
■ Renewed on *Ex Parte* Basis
 ■ Renewed Based on Form



The Enrollment Coalition

In January 2026, there were more than 3.5 million people in **Florida** enrolled in Medicaid and CHIP, of which 195,466 were due for eligibility redetermination. Of the individuals due for redetermination, 61 percent had their coverage successfully renewed, 19 percent were disenrolled, and 20 percent had their renewals pending at the end of the month.

January 2026	National	Florida
Renewed on an <i>ex parte</i> basis	47%	24%
Disenrolled for procedural reasons	15%	11%
Call Center Wait Times	N/A	39 minutes



Source: [January 2026 Medicaid/CHIP Eligibility Operations & Enrollment Snapshot](#)

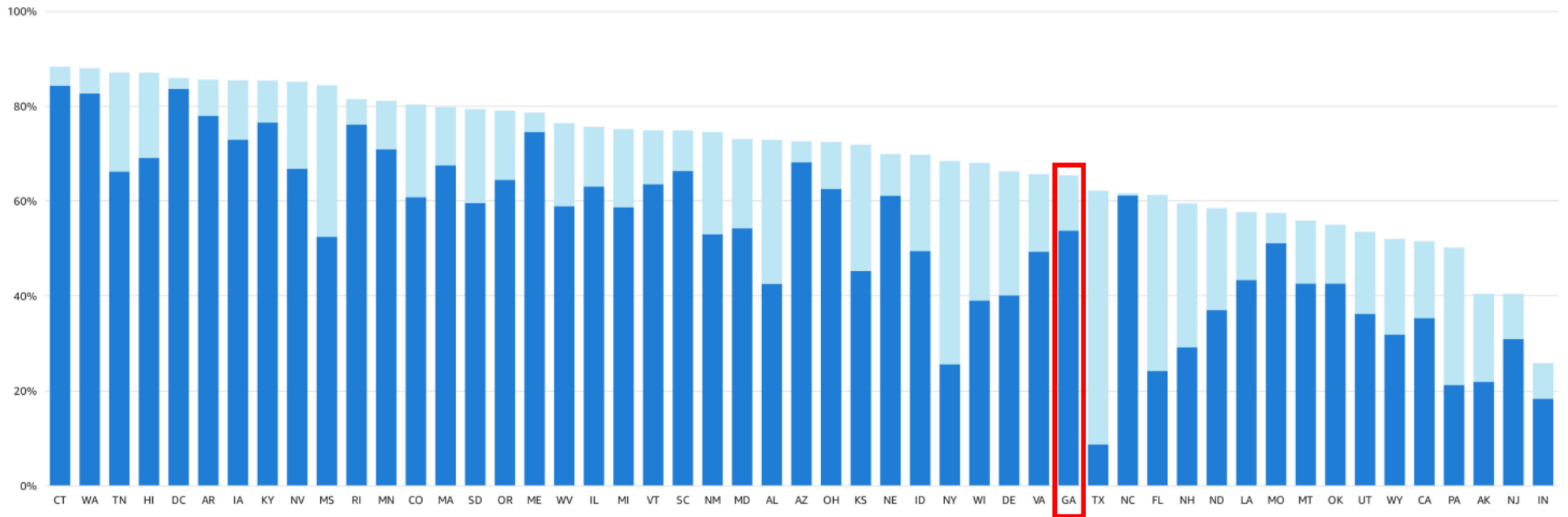
■ Renewed on *Ex Parte* Basis
 ■ Renewed Based on Form



The Enrollment Coalition

In January 2026, there were more than 1.8 million people in **Georgia** enrolled in Medicaid and CHIP, of which 208,198 were due for eligibility redetermination. Of the individuals due for redetermination, 65 percent had their coverage successfully renewed, 27 percent were disenrolled, and 8 percent had their renewals pending at the end of the month.

January 2026	National	Georgia
Renewed on an <i>ex parte</i> basis	47%	54%
Disenrolled for procedural reasons	15%	14%
Call Center Wait Times	N/A	54 minutes



Source: [January 2026 Medicaid/CHIP Eligibility Operations & Enrollment Snapshot](#)

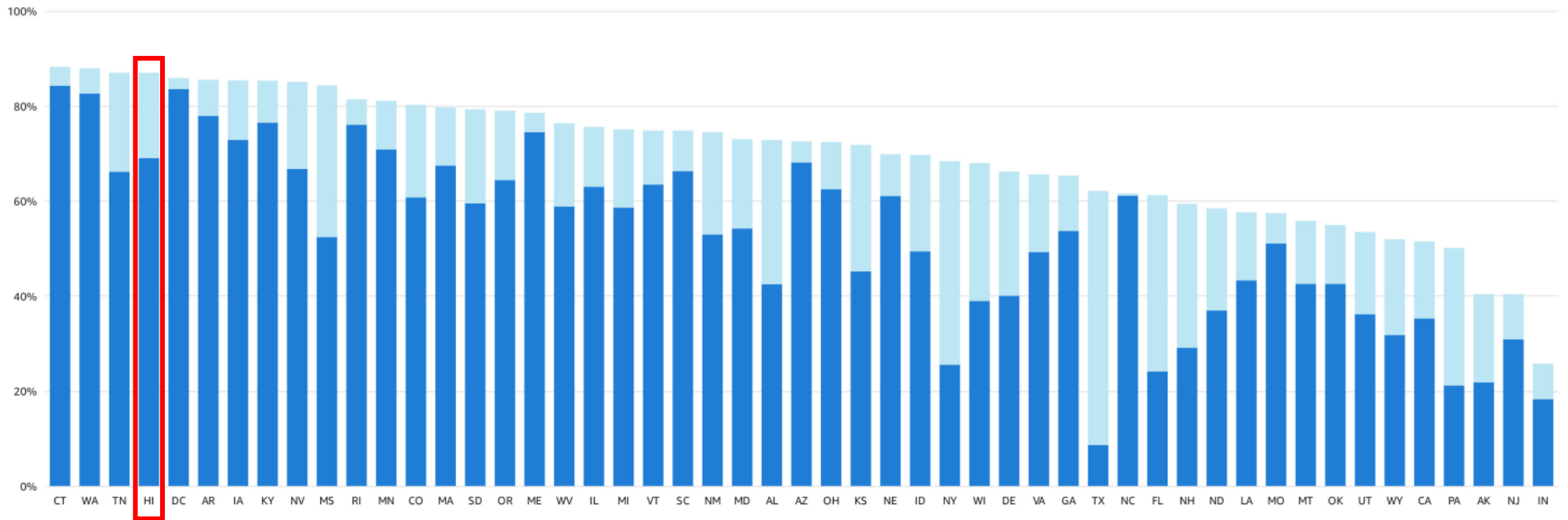
■ Renewed on *Ex Parte* Basis
 ■ Renewed Based on Form



The Enrollment Coalition

In January 2026, there were 387,938 people in **Hawaii** enrolled in Medicaid and CHIP, of which 26,831 were due for eligibility redetermination. Of the individuals due for redetermination, 87 percent had their coverage successfully renewed, 10 percent were disenrolled, and 3 percent had their renewals pending at the end of the month.

January 2026	National	Hawaii
Renewed on an <i>ex parte</i> basis	47%	69%
Disenrolled for procedural reasons	15%	8%
Call Center Wait Times	N/A	398 minutes



Source: [January 2026 Medicaid/CHIP Eligibility Operations & Enrollment Snapshot](#)

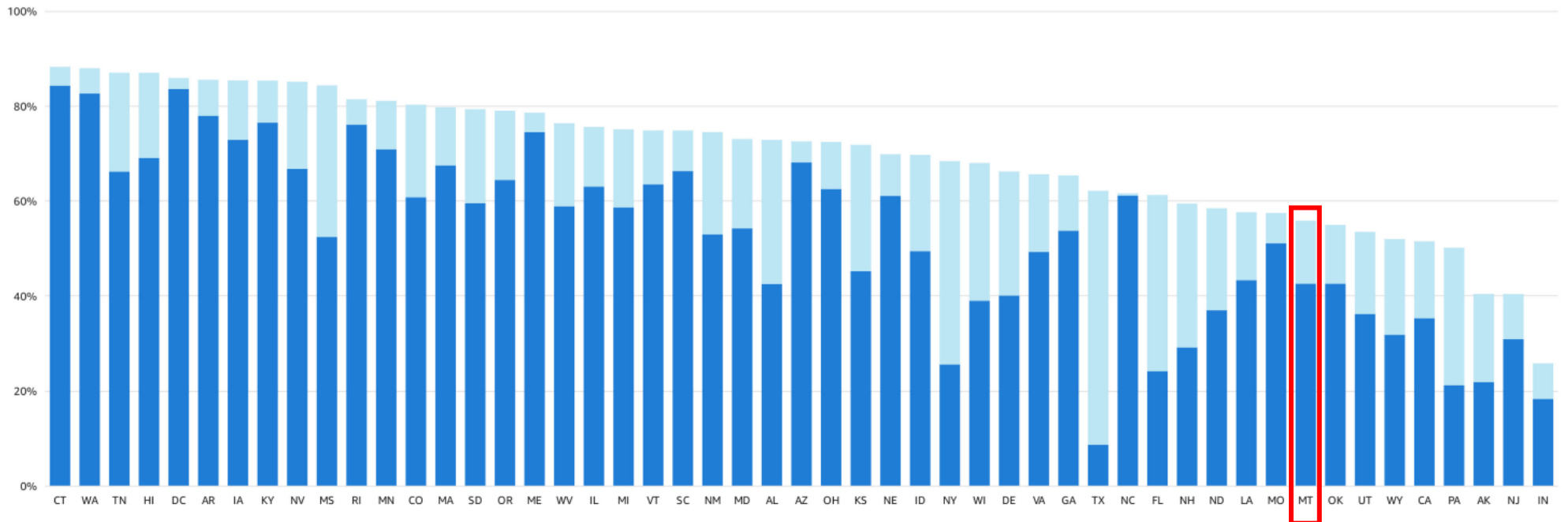
■ Renewed on *Ex Parte* Basis
 ■ Renewed Based on Form



The Enrollment Coalition

In January 2026, there 209,556 people in **Montana** enrolled in Medicaid and CHIP, of which 14,965 were due for eligibility redetermination. Of the individuals due for redetermination, 56 percent had their coverage successfully renewed, 20 percent were disenrolled, and 24 percent had their renewals pending at the end of the month.

January 2026	National	Montana
Renewed on an <i>ex parte</i> basis	47%	43%
Disenrolled for procedural reasons	15%	15%
Call Center Wait Times	N/A	26 minutes



Source: [January 2026 Medicaid/CHIP Eligibility Operations & Enrollment Snapshot](#)

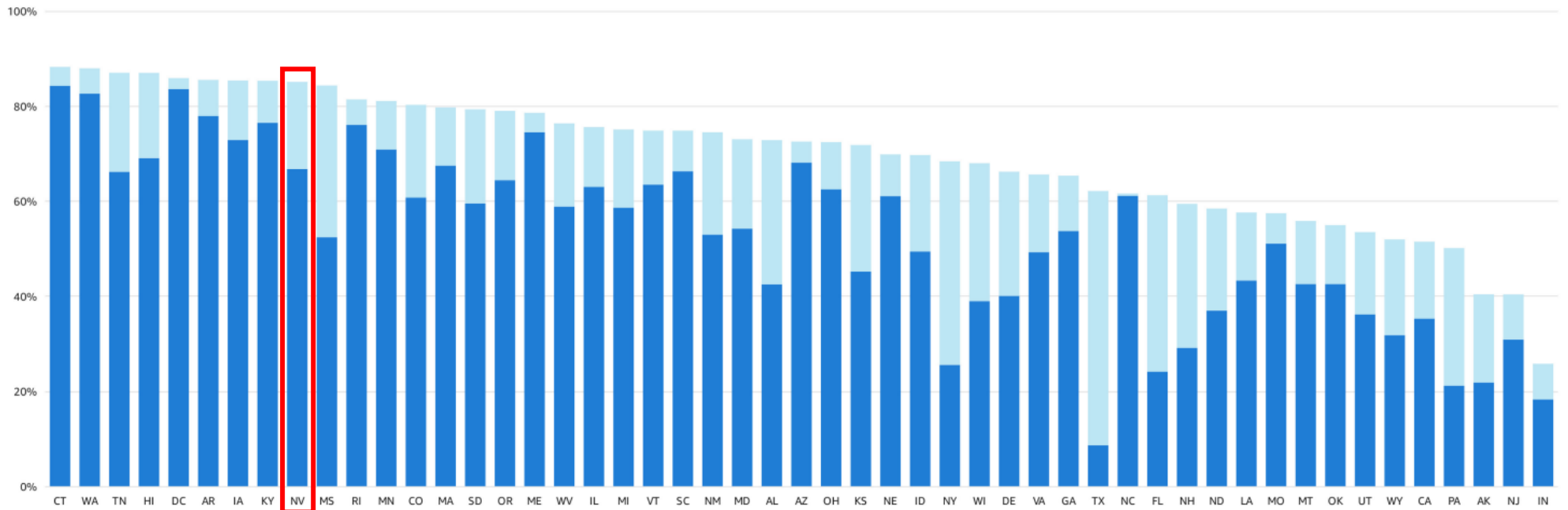
■ Renewed on *Ex Parte* Basis
 ■ Renewed Based on Form



The Enrollment Coalition

In January 2026, there were 728,133 people in **Nevada** enrolled in Medicaid and CHIP, of which 54,725 were due for eligibility redetermination. Of the individuals due for redetermination, 85 percent had their coverage successfully renewed, 12 percent were disenrolled, and 3 percent had their renewals pending at the end of the month.

January 2026	National	Nevada
Renewed on an <i>ex parte</i> basis	47%	67%
Disenrolled for procedural reasons	15%	11%
Call Center Wait Times	N/A	70 minutes



Source: [January 2026 Medicaid/CHIP Eligibility Operations & Enrollment Snapshot](#)

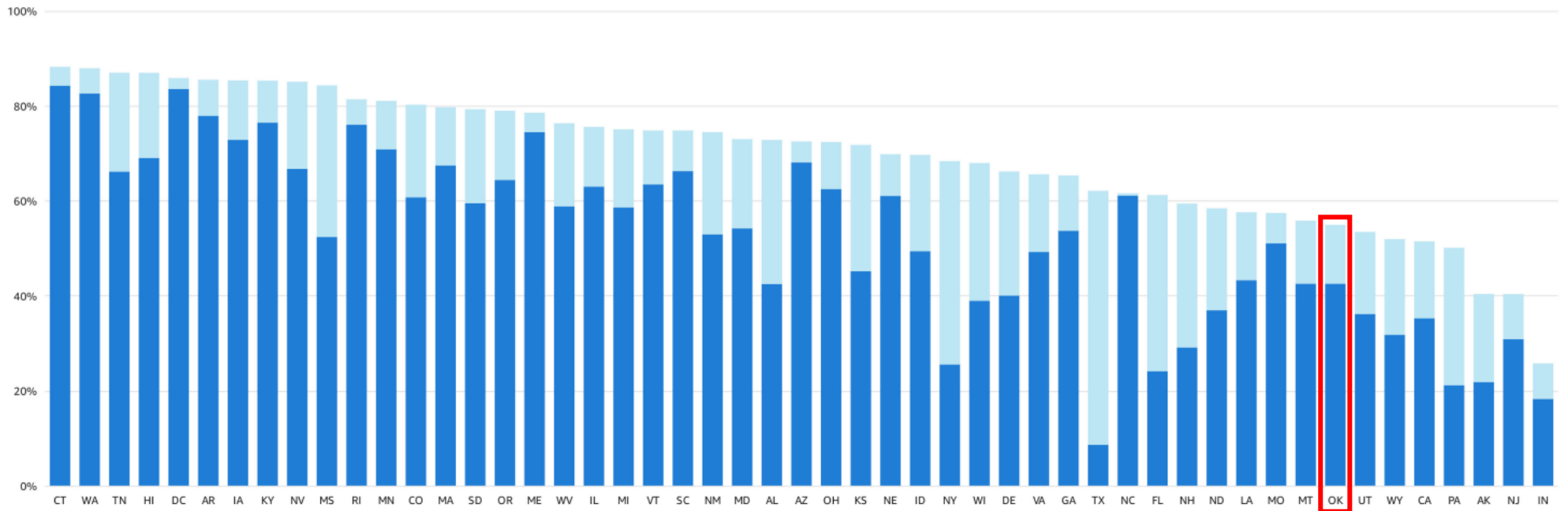
■ Renewed on *Ex Parte* Basis
 ■ Renewed Based on Form



The Enrollment Coalition

In January 2026, there were 966,557 million people in **Oklahoma** enrolled in Medicaid and CHIP, of which 63,727 were due for eligibility redetermination. Of the individuals due for redetermination, 55 percent had their coverage successfully renewed, 37 percent were disenrolled, and 8 percent had their renewals pending at the end of the month.

January 2026	National	Oklahoma
Renewed on an <i>ex parte</i> basis	47%	43%
Disenrolled for procedural reasons	15%	29%
Call Center Wait Times	N/A	74 minutes



Source: [January 2026 Medicaid/CHIP Eligibility Operations & Enrollment Snapshot](#)

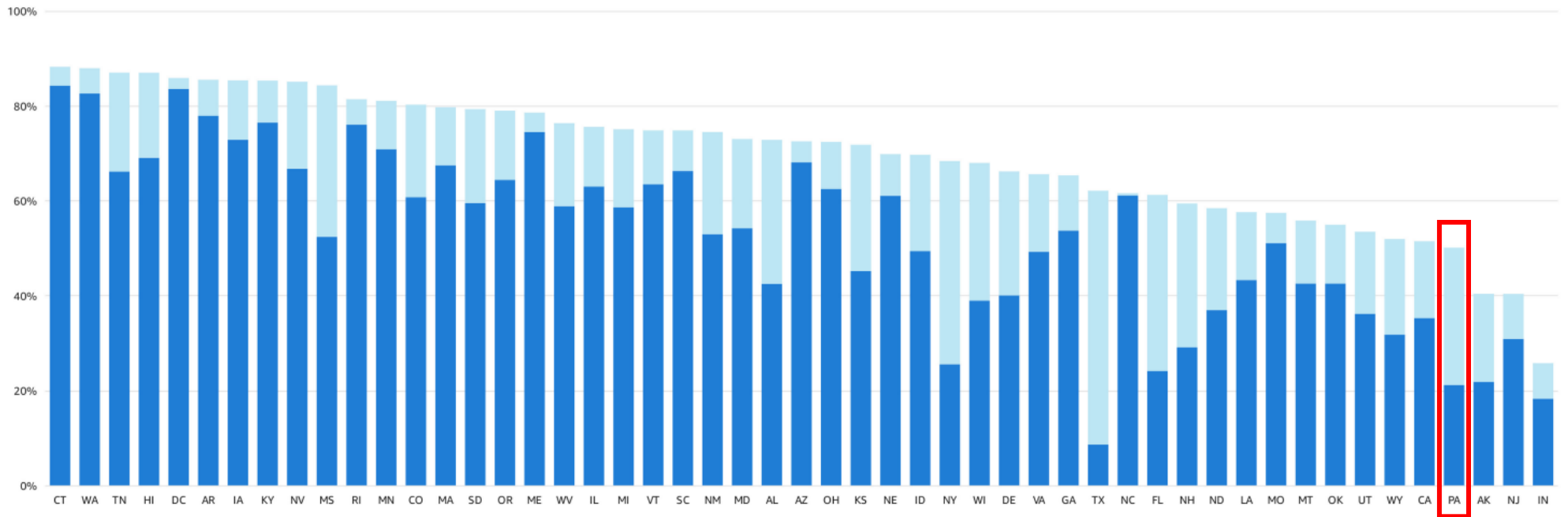
■ Renewed on *Ex Parte* Basis
 ■ Renewed Based on Form



The Enrollment Coalition

In January 2026, there were 2,984,740 million people in **Pennsylvania** enrolled in Medicaid and CHIP, of which 215,474 were due for eligibility redetermination. Of the individuals due for redetermination, 50 percent had their coverage successfully renewed, 11 percent were disenrolled, and 39 percent had their renewals pending at the end of the month.

January 2026	National	Pennsylvania
Renewed on an <i>ex parte</i> basis	47%	21%
Disenrolled for procedural reasons	15%	4%
Call Center Wait Times	N/A	28 minutes



Source: [January 2026 Medicaid/CHIP Eligibility Operations & Enrollment Snapshot](#)

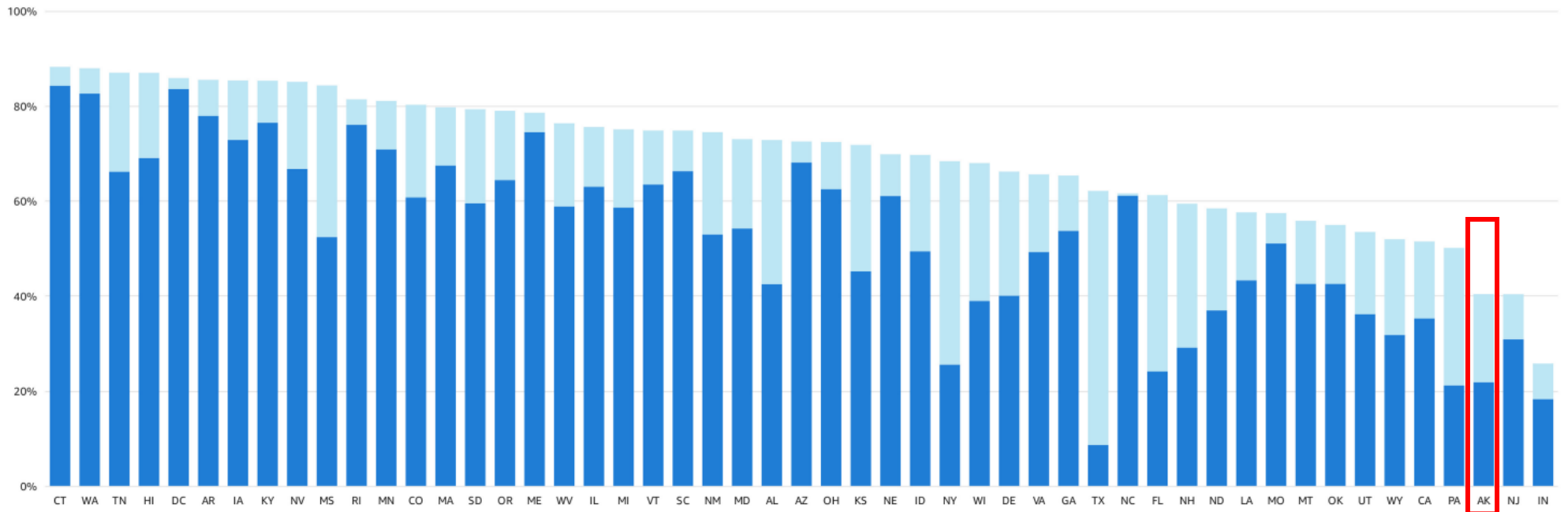
■ Renewed on *Ex Parte* Basis
 ■ Renewed Based on Form



The Enrollment Coalition

In January 2026, there were 210,172 million people in **Alaska** enrolled in Medicaid and CHIP, of which 17,354 were due for eligibility redetermination. Of the individuals due for redetermination, 40 percent had their coverage successfully renewed, 31 percent were disenrolled, and 29 percent had their renewals pending at the end of the month.

January 2026	National	Alaska
Renewed on an <i>ex parte</i> basis	47%	22%
Disenrolled for procedural reasons	15%	20%
Call Center Wait Times	N/A	14 minutes



Source: [January 2026 Medicaid/CHIP Eligibility Operations & Enrollment Snapshot](#)

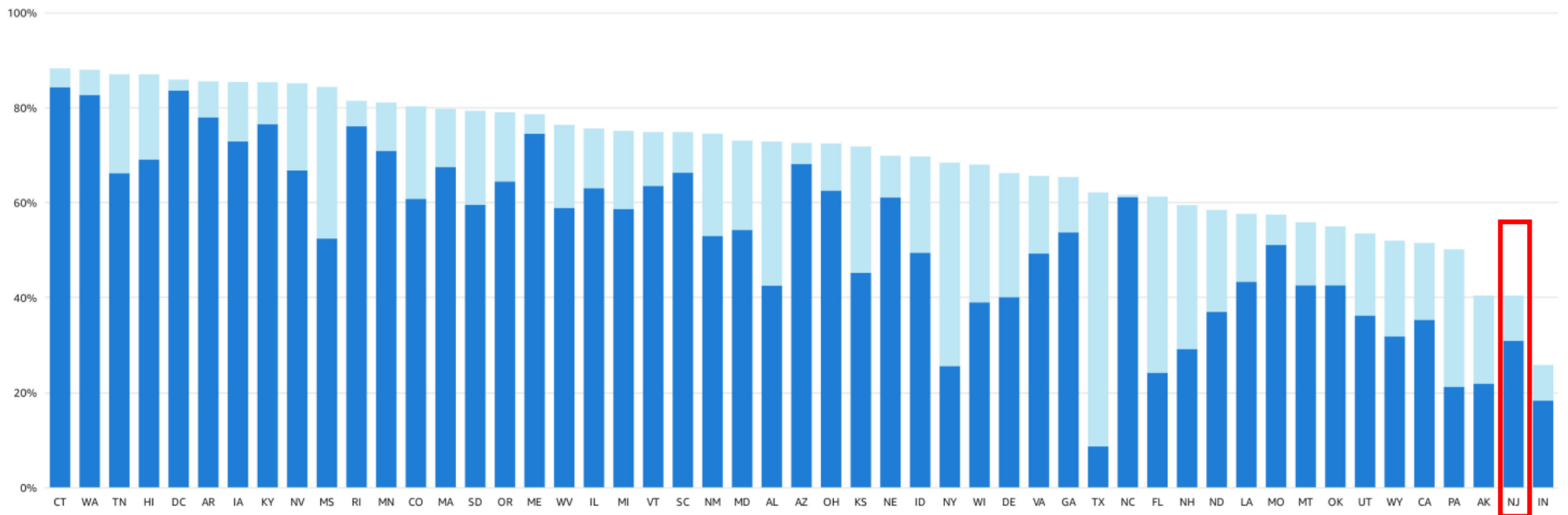
■ Renewed on *Ex Parte* Basis
 ■ Renewed Based on Form



The Enrollment Coalition

In January 2026, there were 1,735,024 million people in **New Jersey** enrolled in Medicaid and CHIP, of which 125,736 were due for eligibility redetermination. Of the individuals due for redetermination, 40 percent had their coverage successfully renewed, 16 percent were disenrolled, and 43 percent had their renewals pending at the end of the month.

January 2026	National	New Jersey
Renewed on an <i>ex parte</i> basis	47%	31%
Disenrolled for procedural reasons	15%	13%
Call Center Wait Times	N/A	4 minutes



Source: [January 2026 Medicaid/CHIP Eligibility Operations & Enrollment Snapshot](#)

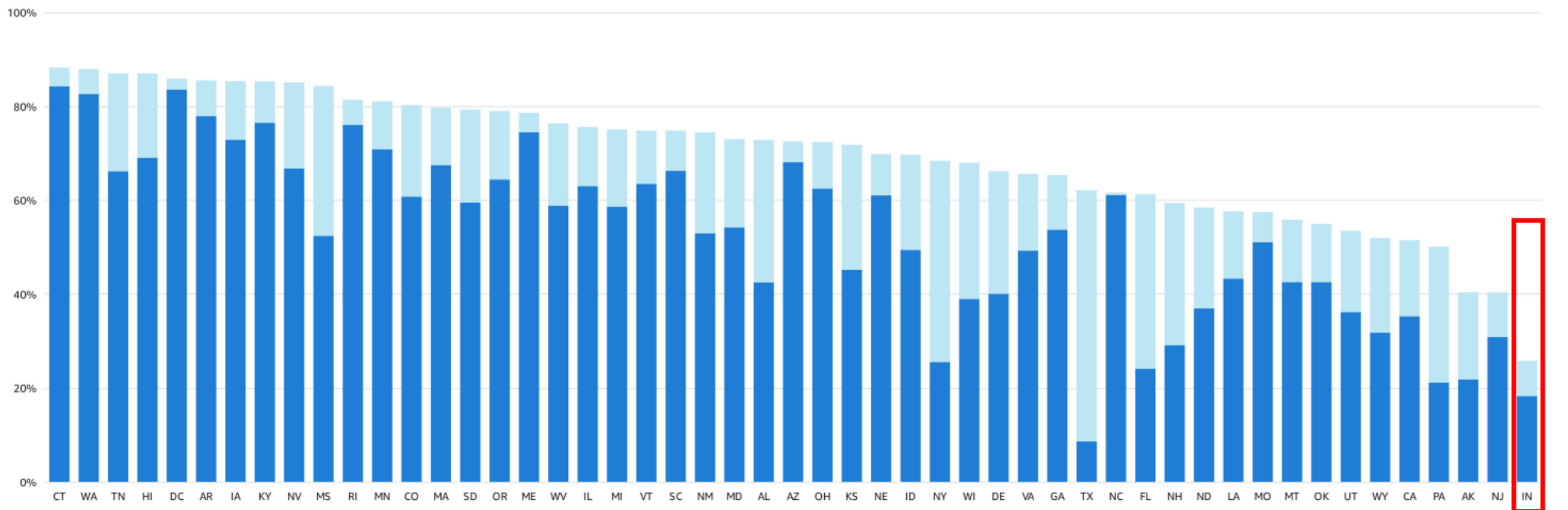
■ Renewed on *Ex Parte* Basis
 ■ Renewed Based on Form



The Enrollment Coalition

In January 2026, there were about 1.46 million people in **Indiana** enrolled in Medicaid and CHIP, of which 108,259 were due for eligibility redetermination. Of the individuals due for redetermination, 26 percent had their coverage successfully renewed, 47 percent were disenrolled, and 28 percent had their renewals pending at the end of the month.

January 2026	National	Indiana
Renewed on an <i>ex parte</i> basis	47%	18%
Disenrolled for procedural reasons	15%	46%
Call Center Wait Times	N/A	16 minutes



Source: [January 2026 Medicaid/CHIP Eligibility Operations & Enrollment Snapshot](#)

■ Renewed on *Ex Parte* Basis
 ■ Renewed Based on Form